

## Northwest Woodworkers Association

# THE SAWDUST NEWS



June 2014

<http://www.nwoodworkers.org>

An association for woodworkers of all skill levels to share their common interest

## The Next Meeting

**Date:** Thursday, June 26, 2014, 6:30 PM

**Location:** Rockler Woodworking – Northgate  
832 NE Northgate Way  
Seattle, WA 98125

**Program Highlights:** *Furniture Design Concepts* by Mr. Jeff Wasserman, an Instructor at the Wood Technology Department of Seattle Central College  
His presentation will be a discussion of design concepts, with emphasis on ideas for the studio furniture maker.


## May 2014 Meeting Highlights




Members Enjoying the Meeting

The May 29, 2014 meeting was held at **Rockler Woodworking – Northgate** with 17 regular members and 2 new members in attendance. We thank **Lawrence King** and his helpful staff for providing refreshments and a wonderful venue for holding our meeting.

We welcome new member **Dan Cordwell**, who describes his woodworking interests as “anything and everything”! Great attitude, **Dan!**





We were also pleased to welcome new member **Larry Erickson**, who says he recently moved to the Seattle area and had previously been a member of the Evergreen Woodworkers Guild, south of Seattle. Larry says his woodworking interests are primarily hobby and furniture and mentioned a chair he had recently made.

**Jan Erickson** asked about the best method for thickening and flattening an end grain panel. The group recommended against using a thickness planer or jointer. However, most members recommended using a drum or wide belt sander. Alternately, a hand held belt sander could be used, but that method does require some skill and experience to produce good results. I'm sure that at least one of our members who have a drum sander would be willing to help **Jan** out with this task. (News Flash – Rumor has it that after the meeting **Herb Stoops** volunteered to give **Jan** a hand with this project. Thanks **Herb!**)

Unexpectedly, **Lawrence King, Rockler Store Manager**, asked if he could address the meeting to give us some positive feedback. He explained that he was so impressed with our **Newsletter** that he had sent the last two editions [with the new format] on to his corporate office. He reported that the corporate office staff were very impressed with the professional quality of the photos and the **Newsletter** content. They especially noted that the formatting was obviously designed to share the meeting content with the audience of members who were not able to be present at the meetings. **Lawrence** also mentioned that of the many woodworking newsletters they receive, ours was one of the best they had seen!

## ***Steering Committee Report***

This year's upcoming **August 28** meeting will feature our second **2 x 4 Challenge!** Since we have a number of new members since last year's event, we showed a slide show of the entries in the **2013 Challenge**. Several of the members who participated in that event gave descriptions of their entries and their challenges, to the enjoyment of the meeting attendees. A sign up sheet, circulated to determine interest in this year's **Challenge**, showed a high level of interest. A list of the **2014 Challenge Rules** was made available to the members. From the indicated level of interest, this year's **Challenge** should be a great program! Mark the **August 28** date on your calendar – you won't want to miss this one. As before, all of the entries will be judged by the membership, so be sure to bring your entry for a shot at a gift card prize.

## ***Program Presentation***

*(Please see the Photo Gallery on Page 8 for additional photos)*

### **Mega Show 'N' Tell – A Membership Presentation**

We always look forward to the **Mega Show 'N' Tell** programs which give our members an opportunity to showcase their latest projects and our viewing audience an opportunity to show their appreciation for the experience, expertise, creativeness, innovation, skill and outright woodworking moxie resident within our **Northwest Woodworking Association**.

To our great delight, **ten** of our members brought projects they had designed and crafted. They ranged from items so small they would fit in your pocket, to an elegant, graceful beauty, to a red hot art form that looked like we should consider alerting the local fire department..... :-) Each of the members discussed their projects and how they were designed and fabricated. Some even brought fantastic jigs and fixtures used during assembly. As usual, we were awe-struck at the cleverness and ingenuity of the projects and the folks who made them.




**Allen McCall** showed an elegant display stand commissioned by a friend as a birthday present for her husband. The stand, exquisitely crafted from Padauk, was custom designed to display a collection of **Shofars**, ram's horns which are used in Jewish religious ceremonies. The unique shape of each **Shofar** required that each saddle used to cradle the horns had to be able to pivot in its bracket to accommodate the compound curved horns. One of the other unique features of this project involved the use of



**Cold-Bend™ Hardwood**, an engineered wood product that allows cold bending of various hardwood species to very tight radii without the application of steam or other means. **Allen** used a **Cold Bend** oak product to form the saddles used in the project. **Cold-Bend™ Hardwood** is a product of Pure Timber LLC ([www.puretimber.com](http://www.puretimber.com)). With a video slide show, **Allen** took us through his design process from conceptual sketches to paper patterns, to Sketchup drawings, and the steps in his fabrication processes. A fascinating journey to an elegant conclusion – good job, **Allen!**



**Tom Howorth** explained to us that when he was turning a cane, he was having trouble supporting the center of the long, thin turning to prevent deflection. After researching commercially available center rest models, he decided to design and fabricate his own custom design. He cleverly incorporated several unique design features, including the use of skate board wheels to provide the adjustable diameter center support. He reported that the tool worked very well and will have many future applications in his shop. **Tom** also showed us a couple of shop-made center finders – he reported that one of them didn't work at all, but the second attempt worked splendidly! Great projects, **Tom!**



**Bill Bond** showed us a finely crafted storage box for some of his extensive router bit collection. The oak box was crafted with nicely executed box joints, setting off the project and the valuable contents within.



Then **Bill** went on to describe a very complex project currently in process – the fabrication of a wall-mounted dart board with a two-piece



hinged cover apparently deep enough to enclose darts stuck in the board. He showed us his tooling and jigs for making double acting hinges for the covers, complex router jigs for shaping the curved frame parts, and a solid form block for vacuum forming a veneer shell for the cover. Definitely an ambitious project, **Bill!** We look forward to seeing the finished project.




**Eric Iverson** brought along some unique hand crafted bread knives. He noted that the serrated blades were available at **Rockler**. The knives were a simple but elegant design with the handles made of unusual and beautiful exotic woods. **Eric** also designed an innovative blade guard using rare earth magnets to hold the guard on the blade. Good thinking, **Eric!**



**Dan Cordwell**, one of our newest members, started off his membership with the Association in a very proactive way by sharing one of his recent projects – a hand crafted veneer hammer. The simple, but effective design utilized oak for the head and a piece of polished brass for the nose piece, providing some heft for the application as well as a very smooth surface for ironing out veneers on the surface of a panel. In keeping with the KISS principle, **Dan**, instead of making one, decided to buy and adapt a hickory hammer handle for the project – seems appropriate, tho, since it was a veneer hammer, after all! Great project, **Dan**. Thanks for sharing.



**Charlie Culler** showed us some of the exotic business card holders he had crafted from leftover thin hardwood strips from a recent furniture project. Using the 1/8" thick materials, he laminated various combinations of hardwoods to produce very elegant and functional business card holders. He noted that it was much simpler to laminate the layers of material than to try to cut narrow hinge mortises as suggested in the original plans. To date, **Charlie** says he has built 22 of these beauties and given them as gifts to his family and the service staff in his living complex. He also presented one of the business card holders to **Lawrence King**, our **Rockler** host for the meeting. Good job, **Charlie!**



**Chris Green** again entertained us with one of his elegant art creations, which he named **"The Firebird Ascending"**. The wooden sculpture featured a six sided conical vessel with wings and legs in various shades of crimson, with orange and gold leaf edges. He noted that many of the components were ones he described in his previous presentation related to various methods of tapering parts.



As part of his presentation, **Chris** displayed a video slide show illustrating the intricacies of designing, cutting, tapering and assembling the piece. His final "How did he do that?" moment was a demonstration of the locking top which

symbolized flames surrounding a golden obelisk. What a magnificent, elegantly executed creation, **Chris** – truly one of the best of your series! Thanks for delighting us..... again!



**Dan Ford** displayed an elegantly crafted lazy susan of Bubinga with a multiple inlaid centerpiece. He explained that it was a gift to his son and daughter-in-law to commemorate their recent wedding. The circular centerpiece inlay was of curly maple with additional walnut inlays depicting the couple's favorite shade tree and their initials.

The combination of wood species coupled with the artistic inlays and elegant craftsmanship produced a truly stunning piece. **Dan** also showed us some of the router templates he created for making the various inlays for the project. However, he also noted some dismay over the apparent quality of the metallic lazy susan mechanism, as it tended to produce excessive noise as it was rotated. Some of the members suggested that perhaps spraying the bearing mechanism with a Teflon spray lubricant might quiet the noise. Alternatively, someone suggested purchasing a higher quality mechanism from Lee Valley. I'm sure this will be a treasured and meaningful gift, **Dan**. Well done!




**John McCrossen** showed us a highly imaginative and creative jig he had designed to produce uniform mortises for refurbishing the original kitchen cabinet hinges in his period house. The clever design demonstrated a high degree of adjustability to accommodate various hinge locations and configurations. Great job, **John**! Thanks for sharing your creativeness with us.



**Herb Stoops** displayed a wonderfully crafted Western maple hall tree coat rack he had custom designed for his home. He described several iterations of his design process he used to develop the final configuration, including some of the full size drawings of various parts, from which he made templates. The gracefully curved legs were bandsawed from solid stock.

Due to the length of material available, **Herb** spliced the center column with a dowel joint. Dowels and screws were used to secure some of the other parts and he used cleverly grain-matched hole plugs to disguise the fastener locations. Bronze finished coat hook hardware mounted near the top and center of the column, a turned maple filial purchased at **Rockler**, and custom-made routed trim complemented the design and produced a finely crafted piece of furniture to grace his home. Well done, **Herb**! Another great example of your creativity and craftsmanship!



At the conclusion of our **Mega Show 'N' Tell**, a door prize drawing was held for all of the participants. The winner of the **Rockler** gift card was **Dan Cordwell**. Congratulations, **Dan**!

A hearty thanks to all of our members who brought their hand crafted, uniquely designed projects for us to enjoy and admire, making this one of the best **Mega Show 'N' Tell** meetings

we have had. We truly appreciate your proactive participation in making the Association meetings meaningful and thoroughly enjoyable. Your collective creativity and expertise is amazing and exemplifies the spirit of the **Northwest Woodworkers Association**. What a **CAN DO** bunch!!

## ***A Note from the Editor***



The **May 2014** meeting was a great experience for me from a couple of different aspects – the extent of member participation and a renewed appreciation for awe inspiring creativity, innovation, skill, experience, and expertise that resides in our membership. Your love of woodworking, so evident in your projects, is truly inspiring! It is indeed a privilege to be a member of such a talented group.

Slightly over 50% of the members who attended this meeting brought projects to present to the group! What a great level of member participation! Thanks so much to all of you who took the time and made the effort to share your projects with us. We were truly blessed!

I was very humbled by **Lawrence King's** high praise and words of encouragement regarding our **Newsletter**. Truth be told, publishing the **Newsletter** is a **team** effort! Much of the credit really belongs to a dedicated staff of support people including **Jan Erickson**, who takes such detailed meeting notes (and **Chris Yee**, who has so ably filled in for **Jan** when she couldn't attend), and **Scott Wilson**, who takes such great photos at the meetings. In addition, kudos belong to **Allen McCall**, who handles the email distribution of the **Newsletter**, and **Bill Bond**, who mails paper copies to those members who don't have computer access. Happily, I have the best job of all – the privilege of assembling all of this information and presenting it to our membership in a way that I hope parallels the high standards of woodworking that exemplifies the **Northwest Woodworkers Association**. As with our woodworking skills, my desire is to make improvements in our **Newsletter** wherever we can. Thanks for your support and encouragement. Recommended improvements are always welcome.

Wishing You Happy and Safe Woodworking,

Paul

## ***Raffle***

At the conclusion of the meeting, some interesting items were raffled off by **Herb Stoops**. These included a book about making wooden toys, a mobile base kit, and some table saw blades. Thanks to those who contributed the items for raffle.

## **Upcoming Events**

**June 2014 Meeting** – This meeting will be held at **Rockler Woodworking – Northgate** and will feature a presentation by **Mr. Jeff Wasserman**, an Instructor at Seattle Central College entitled “**Furniture Design Concepts**” This should be an interesting presentation which will provide useful and practical information regarding studio furniture design.

**July 2014 Meeting** – This meeting will be held at **Woodcraft** in Seattle and will feature a presentation by our own **Herb Stoops** entitled “**Working with Fragile Woods**”. In addition to sharing with us many of his challenging experiences working with a variety of fragile wood materials, including spalted, end grain, and composites, **Herb** will be displaying a number of unique and interesting custom designed projects using these materials. This is another “Don’t Miss!” meeting!

**August 2014 Meeting** – The “**2 X 4 Challenge**” – We had great response and fun with this last year. For photos of last year’s entries, please see the **September 2013 Newsletter** here: (<http://nwoodworkersorg.ipage.com/newsletters/September%202013%20Newsletter.pdf>) Time to be making sawdust for this year’s **Challenge** – plan to come and bring your project(s)!!



# May 2014 Photo Gallery

Photos by Scott Wilson




Allen McCall showing his elegant Padauk Shofar display stand



Unfinished Padauk stand



Forming the support saddles from Cold-Bend™ oak material



Bill Bond demonstrating some of his complex custom jigs and fixtures for his upcoming dart board project





**Chris Green showing his “Firebird Ascending” art form with interlocking cap and socket**



**Dan Ford displaying his inlaid commemorative wedding lazy susan and an inlay template**



**Herb Stoops explaining the unique design features of his custom hall tree coat rack**

# **Northwest Woodworkers Association Sponsors**

We appreciate the generous support provided by our NWWA sponsors, from providing member discounts on purchased items to providing state of the art venues for us to conduct our monthly meetings. Thank you, sponsors!

## **Crosscut Hardwoods**

4100 – 1<sup>st</sup> Avenue South  
Seattle, WA 98134  
*10% Member Discount*

## **Edensaw Woods**

8032 S. 194<sup>th</sup> St.  
Kent, WA 98032

## **Rockler Woodworking and Hardware – Northgate**

832 NE Northgate Way  
Seattle, WA 98125  
*10% Member Discount (not valid on sale items and power tools)*

## **Rockler Woodworking and Hardware – Tukwila**

345 Tukwila Parkway  
Tukwila, WA 98188  
*10% Member Discount (not valid on sale items and power tools)*

## **Woodcraft Supply**

5963 Corson S.  
Seattle, WA 98108  
*10% Member Discount (not valid on sale items, power tools and workbenches)*

# **Northwest Woodworkers Association Contacts**

**Membership**—Allen McCall

**Treasurer**—Chris Green

**Secretary**—M. Erickson

**Raffle**— Herb Stoops

**Webmaster**--- Tom Howorth [thoworth@gmail.com](mailto:thoworth@gmail.com)

**Newsletter Editor**--- Paul Stoops [pmstoops@comcast.net](mailto:pmstoops@comcast.net) 253-804-3209

**Photographer**— Scott Wilson

## **Steering Committee**

Bill Bond [williamcbond@comcast.net](mailto:williamcbond@comcast.net)

Chris Green [chrisandrenegreen@gmail.com](mailto:chrisandrenegreen@gmail.com)

Allen McCall [allen.mccll@gmail.com](mailto:allen.mccll@gmail.com)

Herb Stoops [hcstoops@comcast.net](mailto:hcstoops@comcast.net)

Paul Stoops [pmstoops@comcast.net](mailto:pmstoops@comcast.net)

We encourage our members to contact any of the above individuals with questions, comments, or items that may be of interest to the membership.

In addition, please visit our website and forum:

<http://www.nwwoodworkers.org>